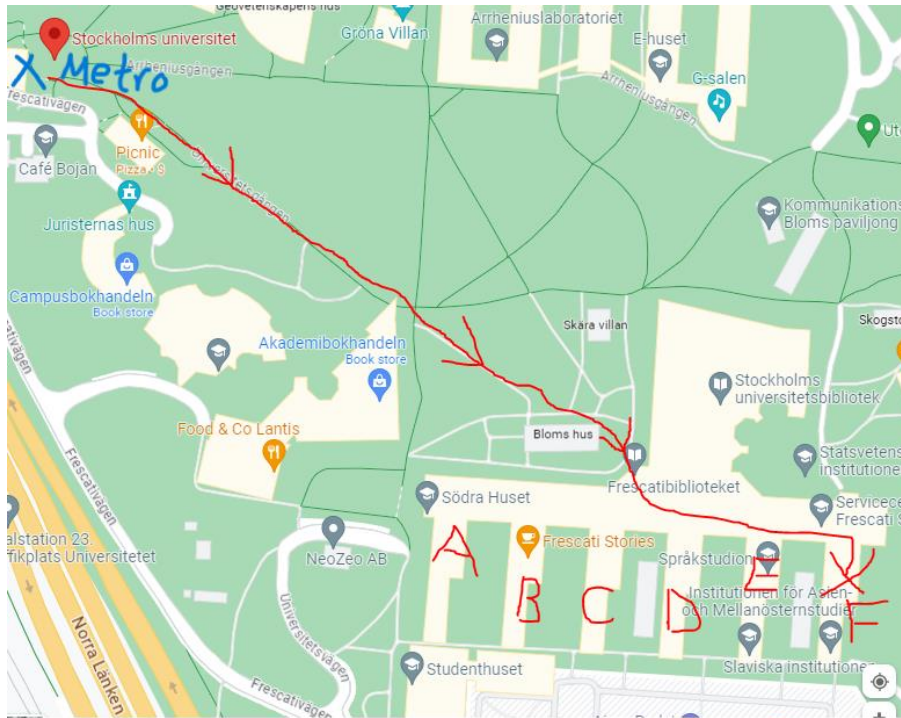


Yeats Conference 2023. How to get to the Lecture Halls and Seminar rooms.

Here is the Google maps link: [Stockholm University - Google Maps](#)

Here is also another map showing the first lunch room, where we meet before Roy Foster's keynote:

[OpenStreetMap](#)



Go to floor 3

Most people will probably come with the underground from more central parts of Stockholm. You should take the red underground line towards “Mörby”. All trains going to “Mörby” pass the stop “Universitetet” which is where you get off. There is only one way up, follow the stream of people, up on rather steep escalators.

When you get out of the underground you go straight ahead up the stairs and at the first fork just go to the right (between the boards in the photo).



Straight on here too. You pass the obstacle in blue that might not be there when you arrive. In the farthest distance, you see an older house which is “Bloms Hus” marked on the map. It appears in the distance through the foliage portal.




Here is “Bloms Hus” once you get to it and you just pass around the corner where you see a more modern and bigger building in the background and look to the right.




Then you’ll see an entrance with revolving doors that has the letters D, E, F above it. That is exactly right. You are going towards the F-building.



Go in through the revolving doors and keep walking straight on until you enter a new hall slightly to the right (it is open and there are no doors to pass) and then you see some stairs.



Below are the stairs.



Take those stairs one floor down and turn left, and you are in a long corridor stretching all the way through this part of the university (floor 3). All our campus activities will take place at the end of this long corridor, in the buildings marked E and F on the map (or in the long corridor close to these buildings). Lecture halls are also in this corridor. Coffee and tea will be served in the corridor, but lunches have special rooms that you need to go to (see the program). There is a logical structure, as you probably have figured out already. The light blue more modern buildings have names A-F. So for instance the materiality panel is in F389, that means the F-building and the first number “3” means that it is on the third floor.

If you run into serious problems or get lost on the way, text me on 0739706408.

Looking forward to seeing you all.

Joakim